



# AUTO TRIPOD TURNSTILE

## CP121-A-F

Automatic

The **automatic tripod turnstile CP121-A** is a type of access control gate or barrier commonly used in various security and access control applications. It consists of two sets of three vertical rods or arms (hence the term "tripod") that are mounted on a central post or axis. These rods or arms can rotate in one direction, allowing or denying passage through the turnstile. This design helps in managing the flow of people efficiently, especially in busy areas where a significant number of people need to pass through the turnstile.

Tripod turnstiles can be configured for uni-directional or bi-directional use. In uni-directional mode, they permit passage in only one direction, while in bi-directional mode, they allow entry and exit through the same turnstile.

Tripod turnstiles are made of sturdy materials such as 304 stainless steel and they are durable and resistant to wear and tear, even in high traffic areas.

Double-sided turnstile machines are often used in public transportation stations, stadiums, amusement parks, and other facilities where controlled access is necessary to maintain security and prevent unauthorized entry. They can be integrated with various access control systems, such as RFID card readers or biometric scanners, to enhance security measures.



30-40

PASSING SPEED



2

BI-DIRECTION



110V-220V

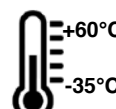
POWER SUPPLY



ANTI-TAILGATING



PROTECTIVE LEVEL



+60°C

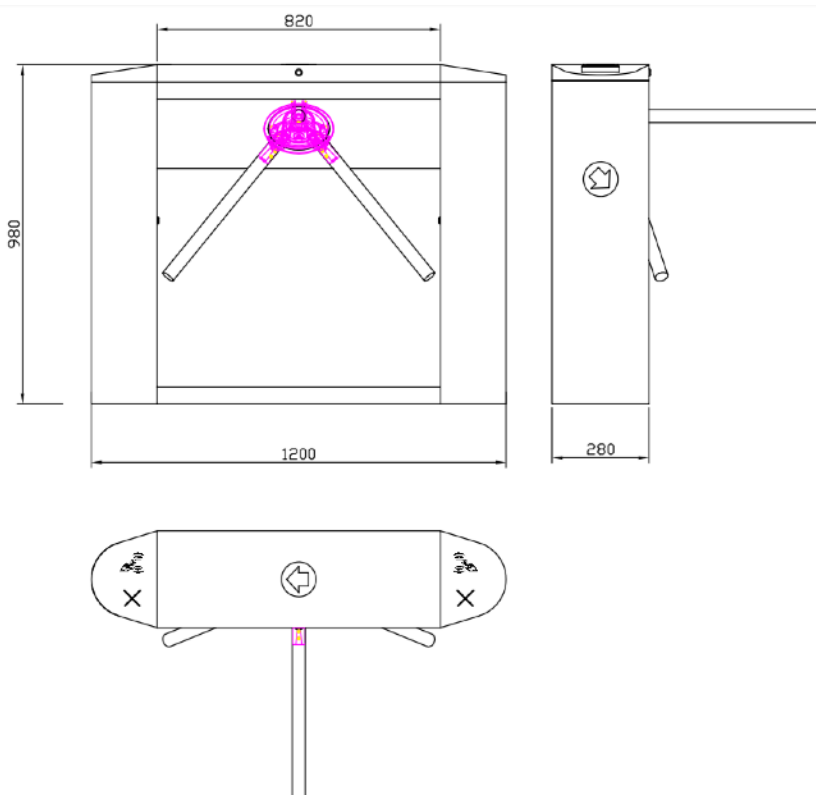
-35°C

TEMPERATURE RANGE



Dimension	L1200*W480*H980mm (3.94*1.57*3.22ft) (standard)
Passage Width	550mm (1.80ft) (standard)
Arm Length	500mm (1.64ft)
Frame Material	304 stainless steel (standard), 316 stainless steel, Powder coated
Mechanism	Brushless Motor Mechanism with Clutch
Pass rate	30-40 person/min
Power Supply	100V-240V 50/60Hz
Drive Solenoid	DC 24V
Open Signal	Passive Relay (Dry Contact)
Communication	RS485
Working Direction	Bi-directional(standard), Unidirectional
Emergency	Automatic drop arm after power failure
Working Temperature	-35°C ~ 60°C
Working Environment	Indoor
Relative Humidity	95% Maximum

- **LED ALERTS** If the access is granted, the LED will be in green. In standby, the LED is blue. If denied access, the LED flash red.
- **EMERGENCY EXIT** Functionality allows free passage in the event of an emergency. The arm will drop off when power outage.
- **WORKING DIRECTION** Single directional or Bi-directional are optional.
- **AUTOMATIC SELF-CHECK** It will do the self-check automatically when power on.
- **ANTI-PASS BACK** The turnstile will stay in lock if someone wants to entry in the reverse direction.
- **ANTI-INTRUSION** if someone push the arm force, it will turn in about 15 degrees then lock.
- **FAST UNLOCK** Once there is a valid signal, the gate will unlock within 0.2s (adjustable).
- **AUTOMATIC MECHANISM** brushless motor mechanism, running smooth and mute.
- **WITH CLUTCH** The mechanism comes with clutch.



Our gates come with relay signals and RS485/RS232 interfaces. You can use your own access control system, or we can provide a complete access control system to you.



Remote control



RFID card



QR code/ barcode



Counter



Face recognition



Fingerprint recognition



Coin/ Card collection



Button



- Dimension: Can be made according to the client's site.
- The semi-automatic mechanism can be replaced with a fully automatic mechanism.
- Material: 304 stainless steel to 316 stainless steel (wet environment), or iron with powder coated. The outer paint finish can be colour coated to match the local environment.
- LED lights can be added.
- Mounting base can be added.
- Cutouts can be customized to fit any reader.
- LOGO can be customized.
- Customized 3D drawings are available based on the site photos.
- OEM& ODM service is available.

➤ Please check with sales for customization fees.



*Cutouts can be customized to fit any reader.*



*Other colors available, RAL or RGB required.*



Black



Gray



Green




Blue



Red



*Mounting base*



# Automatic

- **Assisted passage:** Allows smooth passage by automatically opening and closing the gate, requiring no additional action from the user.
- **Quiet operation:** Extremely quiet mechanism ensuring user comfort and minimal acoustic disturbances in the surroundings.
- **Durability:** Solid construction and high-quality materials ensuring reliability and longevity even under heavy usage.



[www.bramkiobrotowe.eu](http://www.bramkiobrotowe.eu)



+48 25 758 76 43



[office@cartpoland.pl](mailto:office@cartpoland.pl)